



BROCHURE

# LTIMindtree PolarSled

Accelerate Data Modernization  
to Snowflake



# PolarSled Overview

Data Transformation is among the most emphasized initiatives for most global 2000 companies. Achieved by modernizing and simplifying data landscapes and migrating existing data to newer platforms, it allows companies to become truly data-driven organizations. However, data transformation is a complex process, requiring a migration path, dealing with a gamut of technologies, and eliminating technology debt, all the while ensuring that business continuity is not impacted. Any data modernization effort is underpinned by four key steps.

**1**

## **CloudStrategize**

Migration Strategy &  
Design

**2**

## **CloudMigrate**

Scaled Agile  
Implementation

**3**

## **CloudGovern**

Comprehensive  
Governance for Cost  
Optimization and  
Value Delivery

**4**

## **PolarSled Mesh**

Move beyond  
Monolithic Data Lake/  
Data Warehouse to  
Distributed Data Mesh

Besides the adoption of new technologies, it also calls for a fresh mindset. We at LTIMindtree, have been investing early and helping our clients and customers to adapt to this new reality.

# Data Modernization with PolarSled

PolarSled addresses the core challenges of designing, accelerating, and governing a data transformation journey. We make your journey predictable, cost-effective, and agile. This approach of mindful automation to Snowflake cloud allows us to offer a complexity-free transition to the cloud.



## Do It Fast

Expedite your journey to the cloud data platform from years to months with wing-to-wing automation using accelerators.



## Do It Right

Build a future-ready data platform by eliminating the legacy platform technical debts, and migration jeopardies.



## Do It Safe

Leverage key guiding principles and best practices to reduce migration complexity in a de-risked manner.

# LTIMindtree PolarSled Simplifying Journey to Snowflake Data Cloud

Automation-first approach towards whole Migration / Modernization

## 1

### PolarSled Strategize

Intelligent **cloud migration strategy and design** to Snowflake (Months to Days)

- Smart Analyzer
- Dependency Analyzer
- Domain Analyzer
- Change Monitor

## 2

### PolarSled Govern

Governance tool kit to help **sustain operations and optimize expenditure** (~10-20% Cost Optimization)

- FinOps / Daily Briefing
- Snowflake Health Index - SHI
- Sentry & Light House

## 3

### PolarSled Migrate

**Mindful data migration and validation** to Snowflake data platform (~60-70% Automation)

- TableShift / ViewShift
- Cloud Convert
- Cloud Upload
- Smart Validate

## 4

### PolarSled Mesh

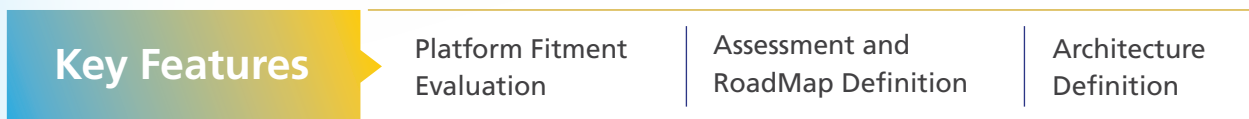
Tool kit to **expedite your Mesh journey** on Snowflake

- Mesh-Readiness Assessment Tool
- Self Service Infra
- Policy Definition
- Marketplace

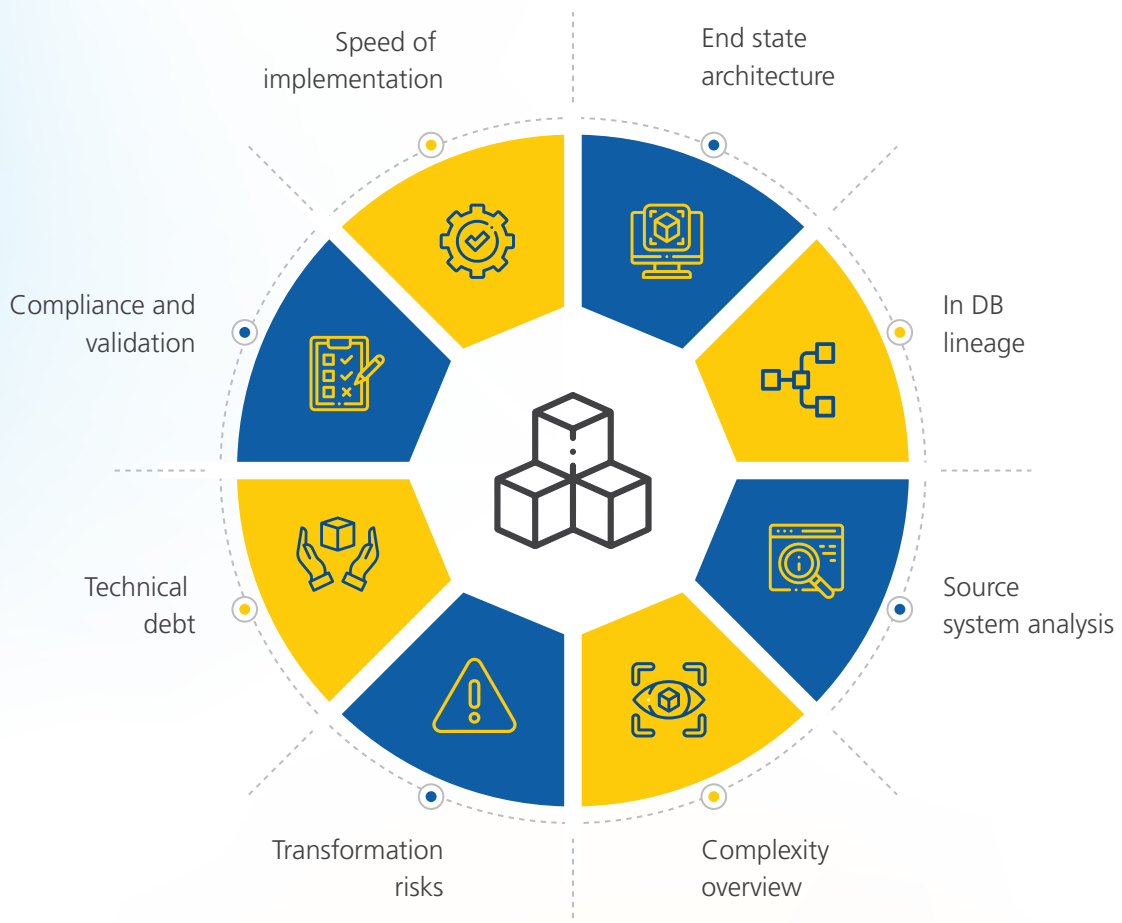
[Click here to READ MORE](#)

# Cloud Strategize

Technology strategy & consulting to help define the Snowflake migration and data strategy to the cloud

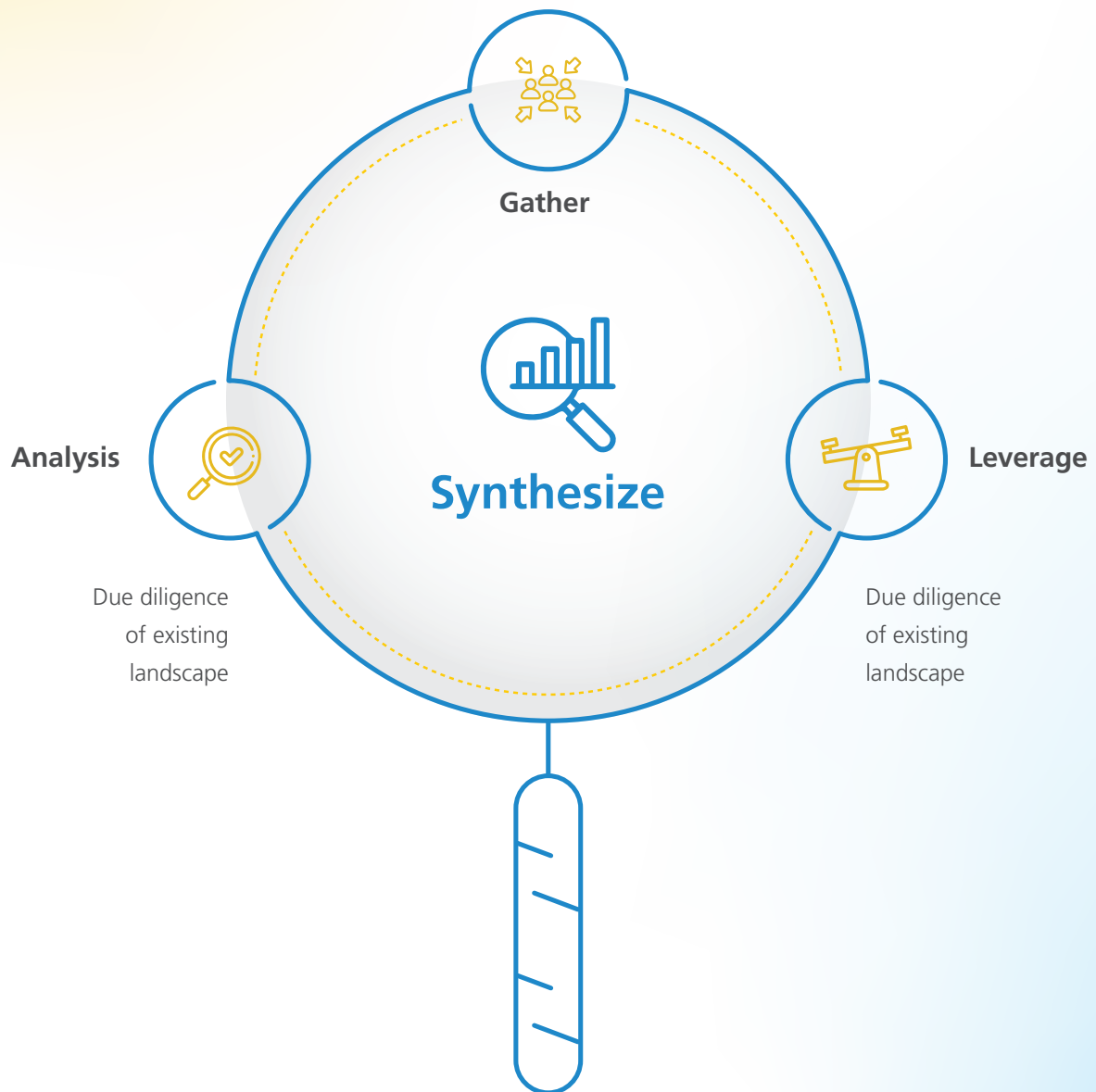


## Dimensions



## Analysis and Synthesis

Study of existing landscape  
tech design documents



# Blueprint



Solution Selection


Solution Selection



Solution Selection

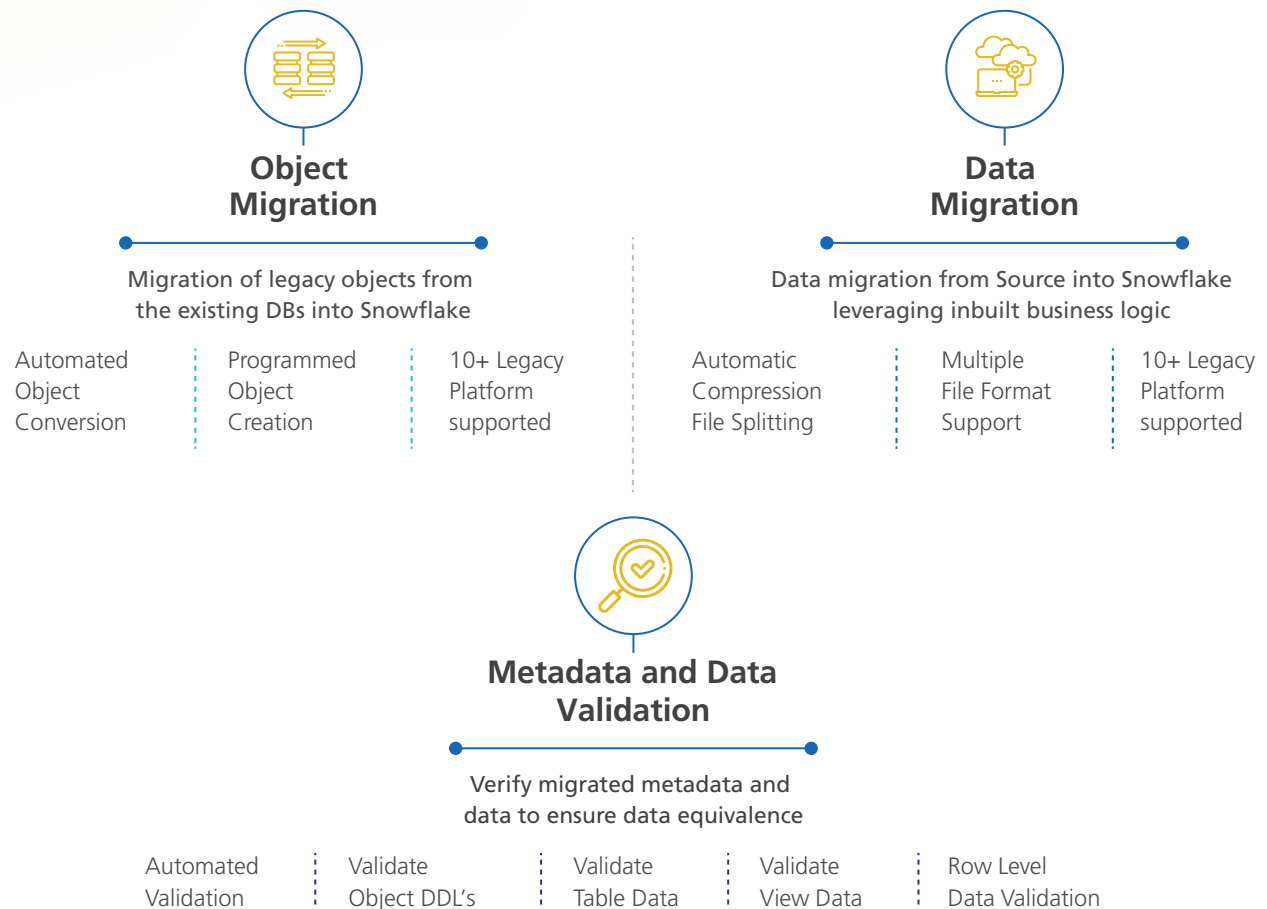
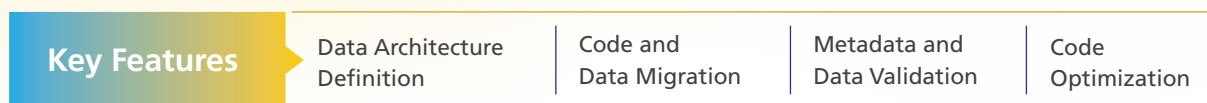


Solution Selection



# Cloud Migrate

End to-end automated migration toolkit to Snowflake's cloud data platform



**60-70%** | Automation while migrating to Snowflake by reducing the manual effort



# Cloud Govern

The platform provides a 360-degree view for Snowflake, covering multiple key aspects such as cost, performance, security, platform health, etc.

Key Features	Cost Governance Framework with Proactive Alerting	Periodic Usage Reports and Health Assessment	Security/Threat Detection and Data Quality Checks

## Lighthouse

Lighthouse, a tool provided by PolarSled Govern that helps you secure your Snowflake account by giving security recommendations and detecting threats.

## Daily Briefing

Get daily reports with interactive graphs showcasing daily trend and utilization on your Snowflake account.

## FinOps

FinOps, a tool provided by PolarSled Govern that helps you estimate, monitor, control and optimize your Snowflake account.



## Snowflake Health Index


Assess your Snowflake account health with over 100 checkpoints, spread over various domains.

## Sentry

Automated alerting and proactive monitoring of your Snowflake account.

# Cloud Mesh

Accelerate your journey to data-driven enterprise using PolarSled Mesh

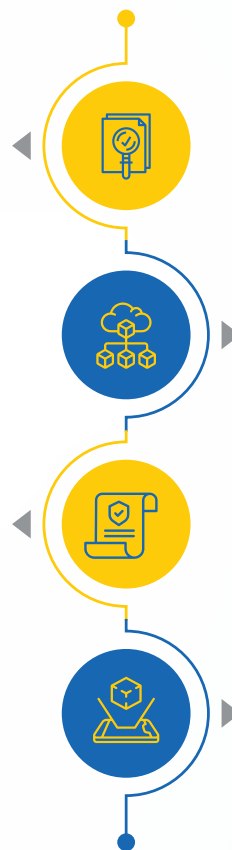


## MRAT

- Assess data mesh readiness
- Seven Dimension and 50+ KPIs for assessment
- Assess from both technical and organizational cultural perspectives

## Policy Definition

- Policy-as-a-code
- Achieve federated computational governance
- Prebuild global policies



## Self-Service Infra

- Auto provisioning of cloud infrastructure and services
- Automated lineage tracking  
Infra-as-a-code

## Market Place

- One-stop-shop for all data products
- Monetize your data by leveraging data products
- Track data products usability, security, cost, observability, etc.



Improved Business Agility

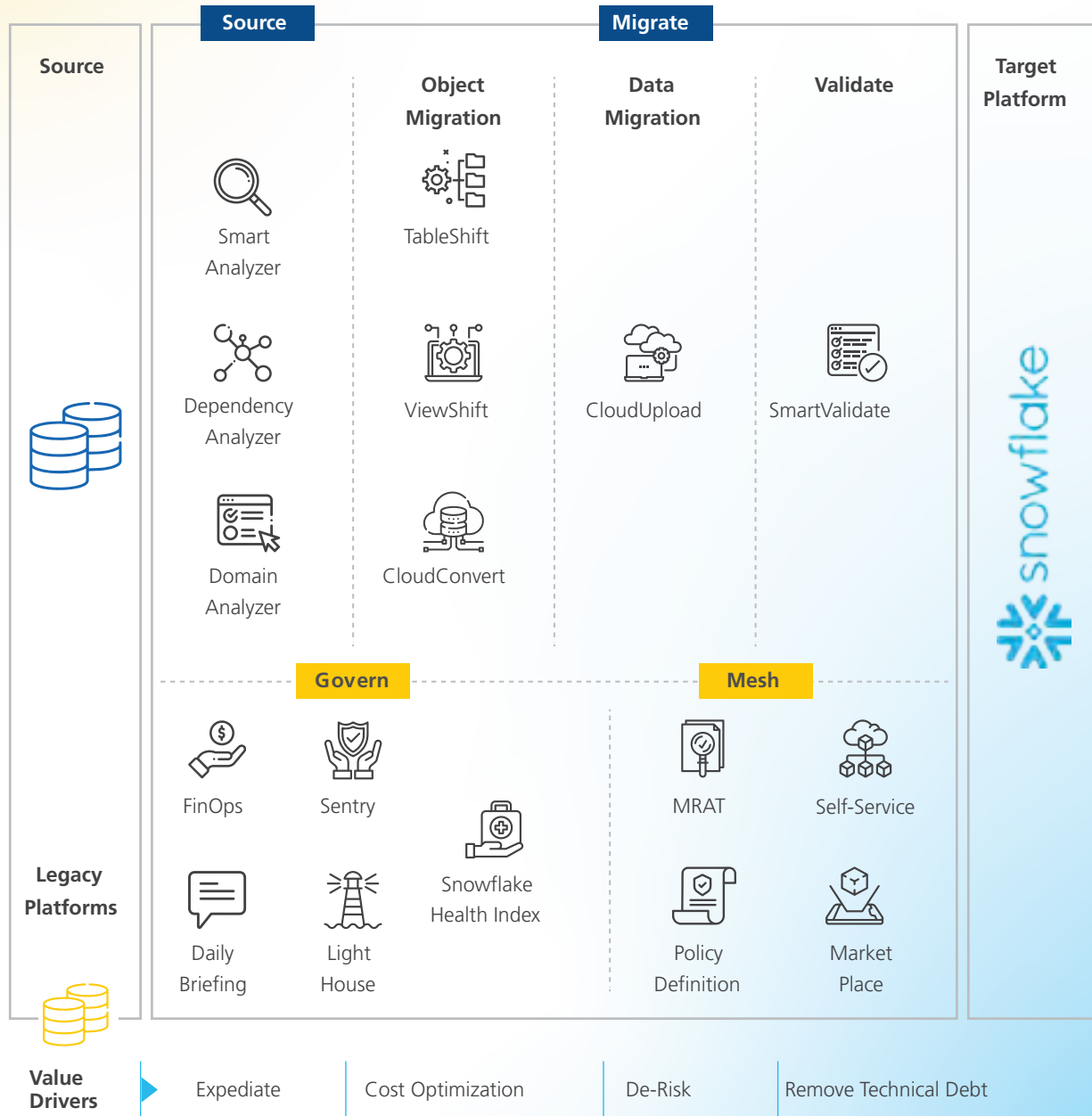


Innovation and Data Monetization



Improved Scalability

# LTIMindtree PolarSled : Solving for the Migration Value Chain



**LTIMindtree** is a global technology consulting and digital solutions company that enables enterprises across industries to reimagine business models, accelerate innovation, and maximize growth by harnessing digital technologies. As a digital transformation partner to more than 700+ clients, LTIMindtree brings extensive domain and technology expertise to help drive superior competitive differentiation, customer experiences, and business outcomes in a converging world. Powered by nearly 90,000 talented and entrepreneurial professionals across more than 30 countries, LTIMindtree — a Larsen & Toubro Group company — combines the industry-acclaimed strengths of erstwhile Larsen and Toubro Infotech and Mindtree in solving the most complex business challenges and delivering transformation at scale. For more information, please visit [www.ltimindtree.com](http://www.ltimindtree.com).

LTIMindtree Limited is a subsidiary of Larsen & Toubro Limited