



Let's Solve

LTI's (M)Any to MuleSoft Migration Solution



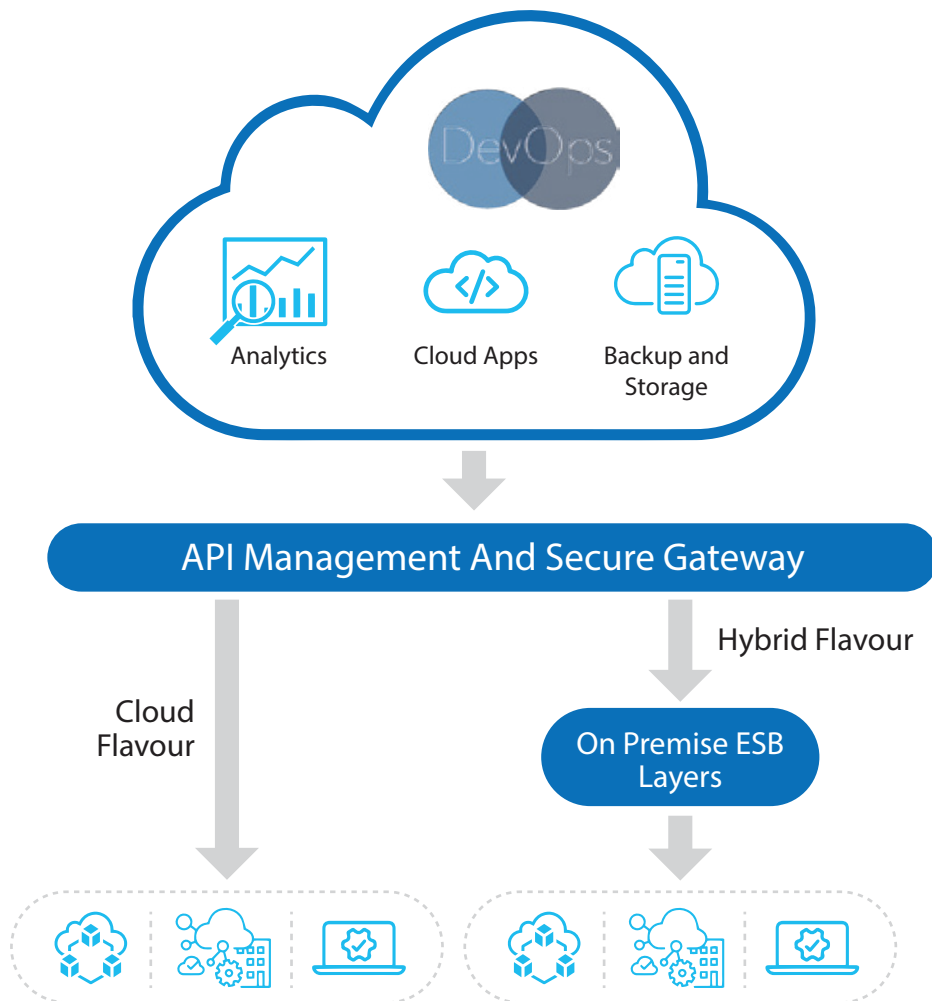
A Larsen & Toubro
Group Company

Integration Platform as a Service (iPaaS): Better way of Integration

Enterprise application integration is evolving rapidly to align with the organisation's digital transformation strategy. As part of digital transformation, organizations are looking forward for futuristic, agile, flexible and cost-effective solutions. This will help them to prepare for future, reduce time-to-market & capital expenditure.

An integration platform-as-a-service (iPaaS), using

cloud and hybrid cloud architecture, offers cost benefits, flexibility and agility, and hence, can be the most suitable choice of integration means in the digital transformation journey. Market analysts expect that iPaaS segment's Compound Annual Growth Rate (CAGR) to be 20% plus through 2020, making it one of the fastest-growing subcategories in the application infrastructure and middleware market.





Let's Solve

LTI's (M)Any to MuleSoft Migration Solution

LTI's (M)Any to MuleSoft Migration Solution

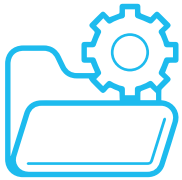
LTI offers a robust migration solution, which addresses all probable business and technology challenges that could occur while migrating to a new integration platform. This solution has four major components: Sanity Check, Customization, Migration, and Reporting.

LTI's (M)Any to MuleSoft Solution



Sanity Check

- Analyze the process flows for main & common processes, shared resources etc.
- Generate analysis on:-
 - Types of Palette used and spread in processes
 - Feasibility on auto migration, manual intervention, total effort required etc.



Customization

- Customize migration based on the analysis report and new requirement i.e. replacing "X" adapter with "Y" connector of Mulesoft



Customization

- Migrate ESB processes, sub-process, Global variable and utilities to MuleSoft



Customization

- Generate final actionable migration report

LTI suggests a five-step approach to migrate from ESB to MuleSoft. LTI's migration tool will help in accessing and migrating the application, thereby helping to make migration strategy and reducing the complexity and effort.



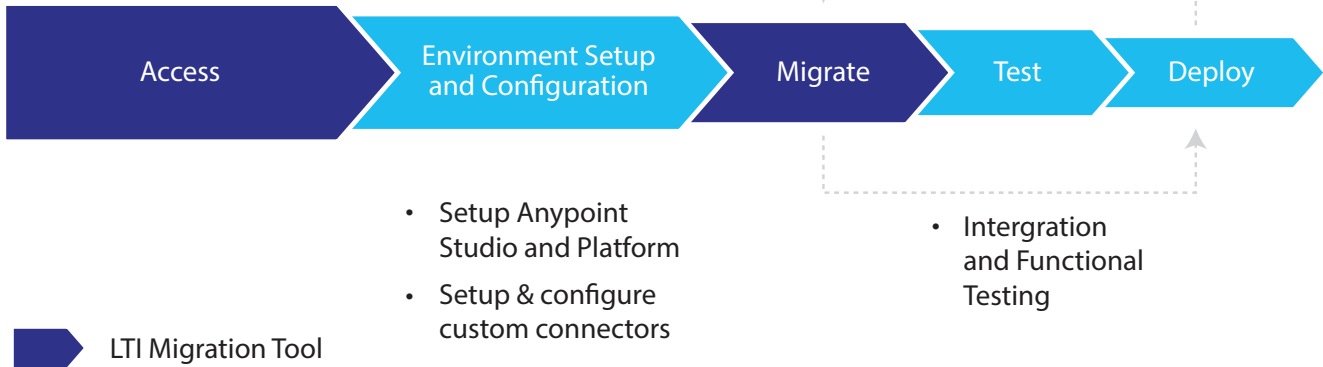
Let's Solve

LTI's (M)Any to MuleSoft Migration Solution

- Process Complexity and Dependencies
- Custom mappings & Connectors

- Migrate ESB processes to MuleSoft

- Deploy MuleSoft Flows



ESBs supported

TIBCO | IBM MB/IIB | webMethods | BizTalk

Potential Benefits



50% reduction in development efforts and 20% in testing one



Minimal disruption to existing operations and processes



Significant saving in migration Cost and Time



50% to 70% data mapping is preserved



Customized migration as per the need

LTI (NSE: LTI, BSE: 540005) is a global technology consulting and digital solutions company helping more than 300 clients succeed in a converging world. With operations in 29 countries, we go the extra mile for our clients and accelerate their digital transformation with LTI's Mosaic platform enabling their mobile, social, analytics, IoT and cloud journeys. Founded in 1997 as a subsidiary of Larsen & Toubro Limited, our unique heritage gives us unrivaled real-world expertise to solve the most complex challenges of enterprises across all industries. Each day, our team of more than 25,000 LTItes enable our clients to improve the effectiveness of their business and technology operations, and deliver value to their customers, employees and shareholders. Find more at www.Ltinfotech.com or follow us at @LTI_Global

info@Ltinfotech.com



A Larsen & Toubro Group Company