

RapidAdopt

Cloud Assessment - A path to enterprise cloud adoption





Macro View of the Current Cloud Adoption Scenario

LTI cloud consulting services help customers to evaluate the cloud as part of their IT service delivery strategy, identify which enterprise applications can be moved to the cloud, and identify which target operating models, processes and technology are required for using cloud. We use various cloud assessment tools to assess the performance and capabilities of the various cloud services.

LTI transformation experts interviewed CIOs and CTOs across verticals about workload migration strategy. While some projects were successful, many more had failed; and when they failed, below were usually the four very common factors contributing to this outcome.

Hasty Cloud Adoption: Moving workload to cloud hastily without assessing current IT landscape and piloting the technology enough and without planning management strategies will also lead to failure or disappointment with cloud services.

Bias toward one type of Cloud: Hybrid IT is the way forward. Being too obsessed with private cloud services will lead to deeper vendor lock-in and adopting too much public cloud will lead to compliance and security issues. Enterprises must not develop a private cloud or a public cloud strategy but use cloud elements that best solves their problems.

Digital Strategy Roadmap: One of the biggest failures of workload migration is to not assess the IT landscape with a 360 degree view, leading to migration failure.

Lack of Skills and Siloes Approach: Cloud may indeed have entered mainstream computing but the success of cloud directly depends on the skills and experience of the team deploying it. Hiring engineers and cloud architects with experience on AWS to build private cloud may backfire. Enterprises must hire the right set of Consulting, Migration and Devops team.



Is your organization prepared for Cloud Strategy?

On premise applications are costly, difficult to enhance, expensive to maintain and obstruct business agility. Enterprises are increasingly moving to Cloud solutions (IaaS, SaaS and PaaS) that overcome these challenges. They seek a sound methodology and roadmap to migrate to the Cloud without putting the enterprise at risk. Over 65% of enterprises have a Cloud migration strategy. Have you decided cloud strategy for your organization?

How LTI Can Help

LTI has designed a Cloud Assessment framework that enables organizations to assess their "cloud readiness" roadmap. The framework uses a range of over 100+ analytical questions and various dimension across technical, operational, business, compliance, and security, for technology readiness assessment in cloud. LTI Cloud Assessment is a Cloud agnostic, vendor responsive methodology that focuses on low risk, great return business transformation.

It is a structured, fact-based analysis framework:

- 1 Pre-built accelerators like automated discovery templates and tools, Cloud technology compatibility checker, portfolio analyzers, and ROI calculators.
- 2 Dynamic, growing IP and knowledge on proven Cloud use cases, applicability of technology and business drivers, and broad migration execution experience.

LTI Cloud Assessment offers a robust framework which covers 360 degree of application view for Cloud migration to reduce decision risks, lower TCO of IT investments, and build IT agility.



RapidAdopt

Cloud Assessment - A path to enterprise cloud adoption

Powerful deliverables in just few weeks



Cloud Strategy

Data discovery (Manual + Automation)

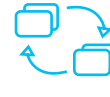
Application dependency Gap Analysis



Deployment Model

Determine cloud feasibility
viable cloud pattern

Private, public & Hybrid cloud.



Migration Path

Re-platform

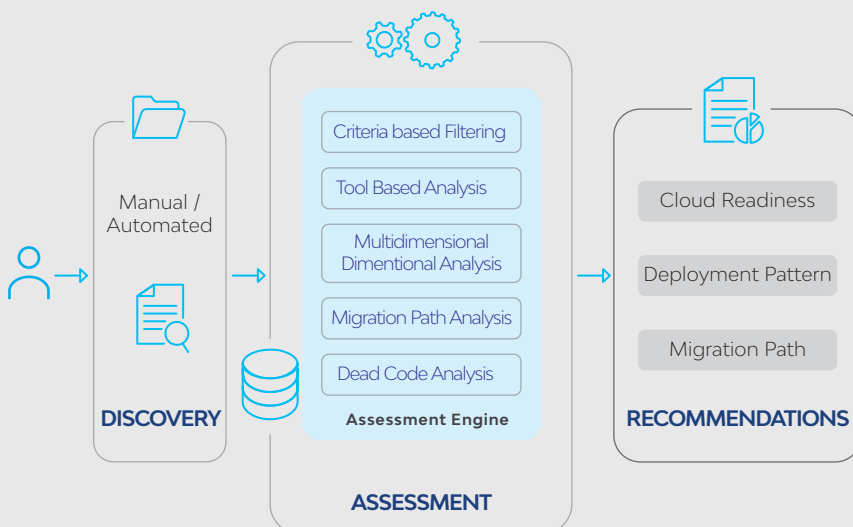
Remediate

Re-host

Obsolete

Application Assessment Journey

LTI cloud assessment methodology covers end to end application assessment. We discover data in manual and automated mode. That intern deep dive the application mapping dependency. A set of cloud experts perform a gap analysis on discovered data.



Cloud Readiness: provides detailed information about your application feasibility.

Cloud Deployment Model: provides the right pattern fitment with rational as to which c workload should go to where and why.

Migration Path: provides recommended migration path including high-level migration plan, rough migration efforts estimation.



RapidAdopt

Cloud Assessment - A path to enterprise cloud adoption

RapidAdopt

RapidAdopt is a platform which helps our clients accelerate their Cloud Adoption Journey. We deliver:

Cloud Readiness Analysis Cloud Compatibility Cloud Comparison Application

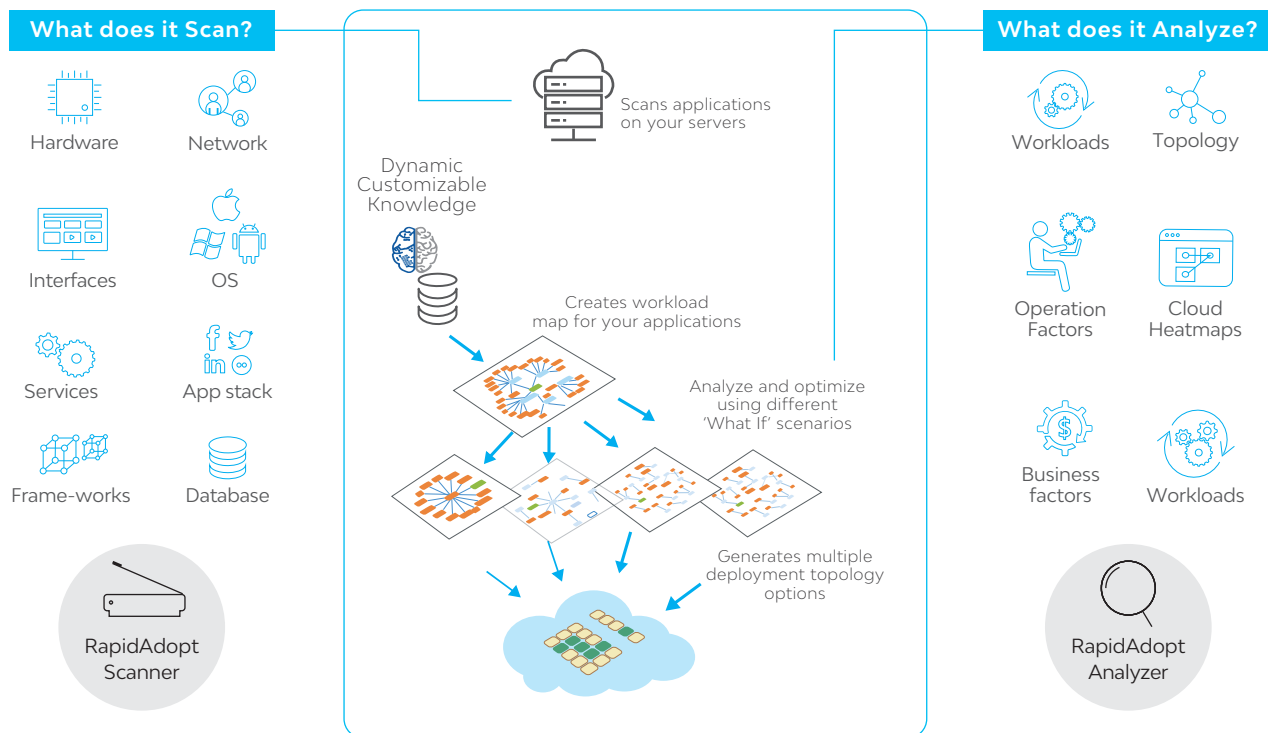
Re-Architecture/Re-Deployment Scenarios Business Case for Cloud Migration to Cloud

We inject predictability and use data modeling driven adaptive approach to your cloudification journey.

**Cloud Assessment Platform RapidAdopt during the assessment exercise.
Using RapidAdopt we deliver the following**

Cloud Readiness Analysis | Cloud Compatibility | Cloud Comparison | Business Case for Cloud |
Application Re-Architecture/ Re-Deployment Scenarios | Migration to Cloud

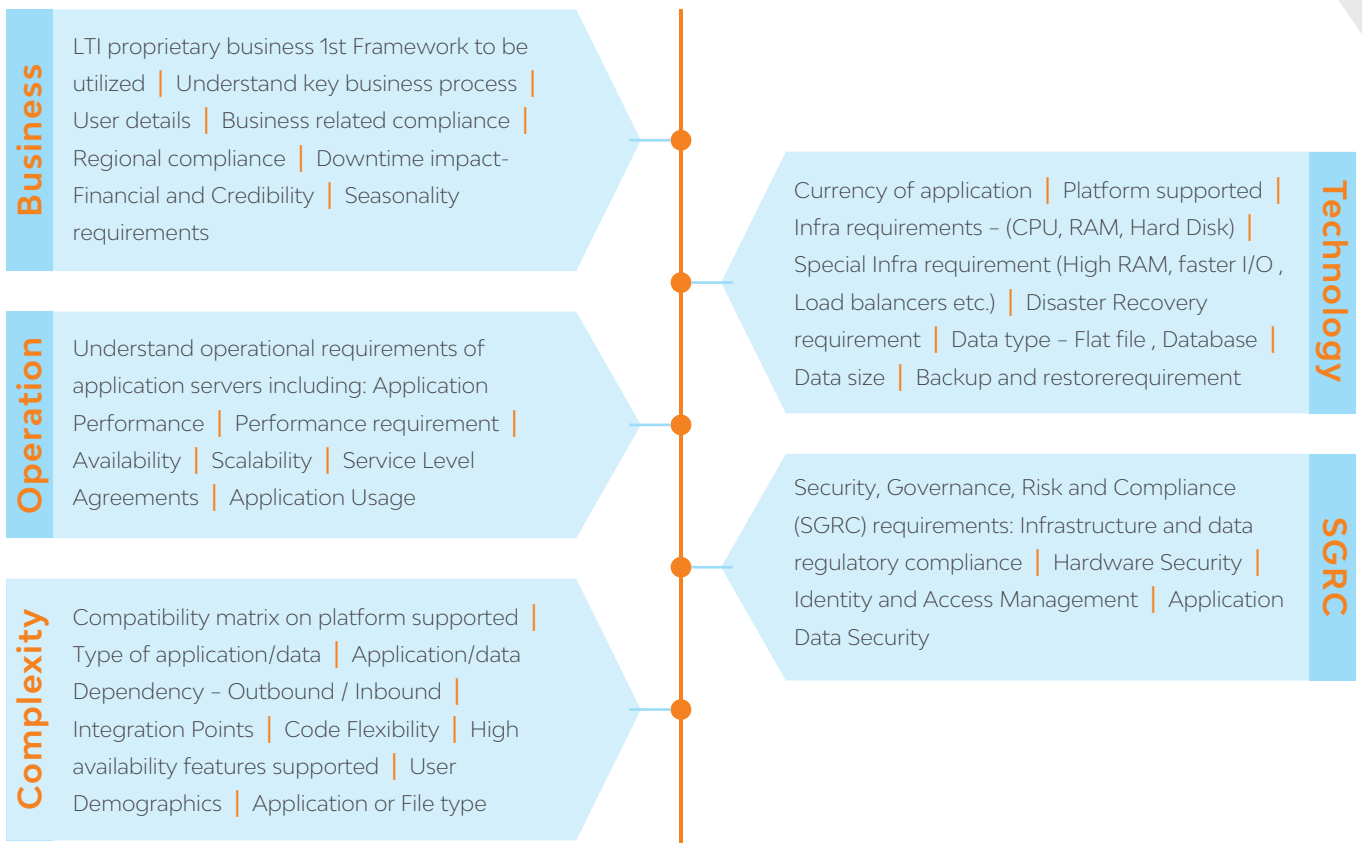
How does RapidAdopt help us during an assessment?





Knowledge Acquisition through LTI's Data Gathering Framework

LTI's Knowledge Acquisition Phase will focus on the below 5 Workload Dimensions



Knowledge Capture Tools and Templates



Business Benefits

- Aligning the cloud computing strategy with the business strategy
- Roadmap recommendations for cloud through focused business cases
- Quantitative assessment
- Best practices, tools and frameworks giving a detailed map of the migration opportunities

Cloud Readiness Assessment

LTI cloud readiness assessment services help large enterprises systematically adopt cloud technologies. LTI collaboratively helps CIOs find the answers to critical questions, such as:

- Can I leverage cloud to enhance IT value?
- Which IT components are suitable for cloud?
- What kind of cloud is suitable for my organization?
- How do I manage and govern my cloud portfolio?
- What would be my costs and ROI using cloud?



RapidAdopt

Cloud Assessment - A path to enterprise cloud adoption

Why LTI Cloud Assessment

Cloud agnostic application

assessment framework

Knowledge and expertise gained

from numerous projects across industry sectors

Automated Data discovery

along with dependency mapping

Define your target environment

with multiple analysis dimensions

Consistent, proven methodology

recognized by the industry

Recommend migration path

with Factory based Migration Model

Larsen & Toubro Infotech (NSE: LTI) is a global technology consulting and digital solutions company, helping more than 250 clients succeed in a converging world. With operations in 27 countries, we go the extra mile for our clients and accelerate their digital transformation with LTI's Mosaic platform, enabling their mobile, social, analytics, IoT and cloud journeys. Founded 20 years ago as the information technology division of the Larsen & Toubro group, our unique heritage gives us unrivaled real-world expertise to solve the most complex challenges of enterprises across all industries. Each day, more than 20,000 LTIites enable our clients to improve the effectiveness of their business and technology operations, and deliver value to their customers, employees and shareholders. Find more at www.Lntinfotech.com or follow us at @LTI_Global

Email: info@Lntinfotech.com



A Larsen & Toubro
Group Company